

836H

Landfill Compactor



Engine

Engine Model	Cat® C18 diesel with ACERT™ Technology	
Direct Drive – Gross Power	390 kW	523 hp
Converter Drive – Gross Power	413 kW	554 hp

Weights

Operating Weight	53 682 kg	118,348 lb
------------------	-----------	------------

836H Landfill Compactor

An innovative landfill compactor designed for maximum production in the toughest environments.

Waste Protection

Waste resistant designs and features on the 836H combine to reduce production-robbing buildup of refuse and provide added cooling capacity by preventing debris from entering the engine compartment. **pg. 4**

Landfill Features

The Cat Axle Guard System along with several blades to match your site requirements – from spreading layers of refuse to dozing and clearing a dumping area. **pg. 6**

Power Train

The Cat C18 MEUI engine with ACERT Technology is U.S. EPA/EU Stage III compliant. This, the Cat planetary power shift transmission and Impeller Clutch Torque Converter with lockup clutch provide improved rimpull control for precise and efficient operation. **pg. 8**

Serviceability

Many convenient service features such as hinged service doors, easily accessible scheduled maintenance points, conveniently located sight gauges and a separated cooling system make servicing easy. Service has been improved with new transmission remote pressure taps. **pg. 13**

Operator Station

The 836H cab design promotes productivity and operator comfort. The cab includes an excellent viewing area and ventilation, intermittent wet-arm wipers, ergonomic design and control placement and is radio ready for two-way radios. **pg. 14**

Revolutionary design. Caterpillar® quality. Caterpillar has combined decades of waste handling experience with direct customer feedback in its design of the new H-Series compactor. The 836H takes advantage of the latest technologies, while continuing the Caterpillar commitment to the waste industry.



Wheels and Tips

Cat wheels are designed for high performance and to complement the Cat Axle Guard System and power train. Equipped with Plus Tips or chopper blades, the 836H provides productive and efficient compaction, as well as excellent traction and sidehill stability on sloped material. **pg. 10**

Hydraulics

The 836H uses electro-hydraulics for ease of operation and operator comfort. The new Automatic Blade Positioning helps to improve machine productivity. **pg. 11**

Operator Controls

Experience a high level of efficiency and comfort with a state-of-the-art cab. Reduced sound levels, excellent ventilation, spaciousness and finger-tip blade controls all translate into increased productivity. **pg. 12**

Complete Customer Support

Cat dealers offer a wide range of services that can be set up under a customer support agreement when you purchase your equipment. To help you get the best return on your investment, the dealer will assist you in choosing a plan that can cover everything from machine and attachment selection to replacement. **pg. 16**



✓ *New Feature*

Waste Protection

Protective features increase cooling capacity and reduce trash and debris build-up.



Separated Fan and Cooling System.

The separated fan and cooling system on the 836H incorporate many trash resistant features, including an automatic reversing hydraulic demand fan which reduces the chance of trash and debris entering the engine compartment. The system also reduces operating costs (fender cleanouts) and increases cooling capacity.

Roof Mounted Air Conditioning.

The roof mounted A/C makes the rear cooling package easier to clean since the A/C core has been removed from the rear. The frequency of cleaning the condenser core is reduced, providing better cooling to the cab for longer periods of time.

Air Inlet Screen. The vertically corrugated, fine mesh air inlet screen helps reduce trash from entering radiator area and allows debris to fall off.



Auto-Reversing, Hydraulically-Driven Demand Fan.

The demand fan automatically adjusts fan speed for optimum cooling, resulting in reduced power draw on the engine, better fuel efficiency and more power for the hydraulics and rimpull.

- Swings out 65 degrees for easy cleaning
- Reverses automatically at preset interval to remove trash from air inlet screen that may have accumulated
- Also reverses manually from the cab

Next Generation Modular Radiator (NGMR).

With ten cores standard, cooling capability is improved, even in high ambient temperatures. Serviceability is enhanced as there is no top tank to remove. The NGMR uses copper brazed brass tubes and six copper fins per inch.

Engine and Power Train Guards.

Electrically-actuated engine and power train guards help prevent trash build-up and shield components from demolition debris, trash, wire, rebar and harmful chemicals.

Rear Access Walkover Stairway.

Easy access to operator’s station is provided with the rear access walkover stairway. An optional swing-out stairway provides for unparalleled access for clean-out, service and maintenance.

Striker Bars. Striker bars are located in front and behind the rear wheels and behind the front wheels. They provide substantial protection from trash that can be thrown or carried by the wheels. The front striker bars also provides for access to the fuel tank in the front frame.

Optional Cleaner Fingers. Cleaner fingers provide maximum capability to maintain clean Plus Tip wheels when working in very cohesive materials and the most severe packing conditions.



Bolt Protection. Located on the machine bottom, bolt protection prevents premature wear.



Hydraulic Tank and Sight Gauge.

The hydraulic tank is guarded to resist damage. The oil sight gauge is visible for easy checking.

Front Frame Guards. Front frame guards prevent trash build-up inside the frame that could damage hydraulic lines. The lift lines are in a higher location where damage from debris is less likely.

Fuel Tank. The fuel fill tube, fast fuel fill attachment and fuel tank are positioned away from debris and are easily reachable.

Landfill Features

Standard and optional features are designed for heavy-duty work in waste management situations.



Cat Axle Guard System. The Cat Axle Guard System protects the final drives, planetaries and seals from damage caused by wire, cable, plastics or other materials which can wrap or become packed around axle components.

- Guarding increases axle circumference to avert stringy materials from wrapping and encircling the axle

- Extended rim wheels further help to seal out materials which cling to wheel or axle surfaces
- Recessed bolt heads reduce snagging of stringy or stranded materials
- System reduces the need for periodic cleaning of axle assemblies

Axle Guard System Components.

- Frame bosses are first welded to the frame
- Bolt-on guarding assemblies are then mounted onto the frame bosses and frame
- Rim extensions complete the assembly and are welded directly to rims of the wheels

Cab Bottom Guard. The cab bottom guard protects hoses and wires beneath the cab from damage due to flying debris and waste.

Front Frame Guards. The front frame guards prevent trash build-up inside the frame that could damage hydraulic lines.



Optional Front Window Guard. An all new, tubular steel guard across the bottom of the front cab glass prevents large debris from damaging the lower portion of the front windows.

Straight Blade. The straight blade is ideal for most waste management applications.

- Built to withstand the rigors of heavy-duty dozing
- Versatile blade for most applications
- Trash rack design provides excellent viewing and load-carrying capability
- Cat cutting edges incorporated into design

Semi-U Blade. The Semi-U blade offers the spreading benefits of the straight blade but with the ends slightly angled in for some of the U-blade benefits for added control and carrying capabilities.

U-Blade. The U-Blade is heavier and has a larger capacity than the straight blade.

- Offers more control of trash when pushing longer distances

See your Cat dealer for blade and other specialty attachments available from Caterpillar.



Power Train

The 836H power train components deliver dependable, reliable performance customers expect from Cat Landfill Compactors.



Cat C18 MEUI Engine with ACERT Technology. The Cat C18 MEUI engine is an increased displacement version of the proven Cat 3456 engine. The C18 is U.S. EPA Tier 3/EU Stage III emissions compliant and features a 3.5 percent horsepower increase over the previous 3456. The C18 uses ADEM™-IV (Advanced Diesel Engine Management) engine controller to manage fuel delivery and valve timing, as well as all other engine systems.

Mechanically Actuated Electronic Fuel Injection (MEUI). MEUI is a unique system that combines the technical advancement of an electronic control system with the simplicity of direct mechanically controlled unit fuel injection. The MEUI system is able to control injection pressure over the entire engine operating range. These features allow the C18 to have complete control over injection timing, duration and pressure.

Torque Rise. The torque curve effectively matches the transmission shift points to provide maximum efficiency.

Air-to-Air Aftercooler (ATAAC) System. The ATAAC system provides a separate cooling system for the intake manifold air. It routes hot, compressed air from the turbo and cools it with a single pass, air-to-air aluminum heat exchanger. The cooled, compressed air greatly reduces the emissions produced, meeting U.S. EPA Tier 3/EU Stage III requirements.


- Airflow matched turbocharger with power rating helps reduce emissions
- Larger bearing area allows the engine to operate at the maximum cylinder pressure
- Higher cylinder pressure capability helps reduce fuel consumption and improve high altitude operation
- Cylinder heat exhaust port sleeves reduce heat rejection which results in less heat transfer into the water jacket system

ADEM™-IV (Advanced Diesel Engine Management IV). ADEM-IV controls the fuel injector solenoids to start and stop fuel injection. This system provides automatic altitude compensation, air filter restriction indication and will not allow the engine to fire until it has oil pressure – acting as cold start protection.

Separate Engine Cooling System.

The radiator and fan are isolated from the engine compartment, which provides:

- Lower sound levels
- Cleaner engine compartment
- Sloped hood for improved viewing
- More efficient cooling by drawing air through the side instead of through the engine compartment



Next Generation Modular Radiator.

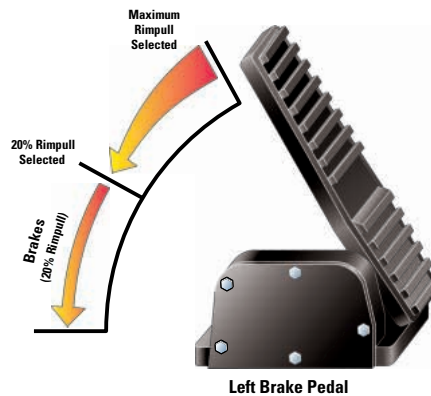
NGMR improves cooling capabilities with its parallel flow system and serviceability is improved because there is no top tank to remove.

Cat Planetary, Electronic, Power Shift Transmission.

Electronic shifting provides smooth, consistent shifts with finger tip controls housed in the steering system. Large diameter clutches coupled with four and five planet gear trains provide added durability for extended, trouble-free life.

Programmable Controlled Throttle Shift.

The controlled throttle shift works with the transmission Electronic Control Module (ECM) to prolong transmission life through efficient, smooth shifting.



Impeller Clutch Torque Converter (ICTC).

The ICTC offers improved rimpull control and extended tip and wheel life. The torque converter is equipped with a lockup clutch and free wheel stator for improved fuel efficiency.

- Left pedal control allows the operator to reduce rimpull from 100 percent to 20 percent while maintaining high engine speed for slower controlled work without a loss of power. After 20 percent is achieved, further pedal travel applies the brake.

Depending on the application, the transmission can work in:

Converter drive mode – where the power shift transmission contributes to improved/smooth shift quality, reduced torque spikes and overall transmission durability. The 836H operates in this mode when the machine is under heavy duty loading cycles of the landfill application, such as the first pass and/or initial spreading and compacting of the waste to ensure maximum power.

Direct drive mode – where the impeller clutch is locked in the fully engaged position for maximum engine-to-ground power transfer when the machine works in less power demanding applications. Direct drive is a more efficient transfer of power than converter drive as it requires less engine power for providing the same ground power. As a result, excellent fuel economy is achieved.

Oil-Enclosed, Multiple-Disc Brakes.

The brakes located on the front axle provide consistent performance and reliability through heat rejection and easy serviceability.

Inboard Mounted Brakes. Operating on the low-torque side of the final drive, the inboard mounted brakes require less braking force. The location of the brake disc improves axle oil circulation, promoting efficient cooling and heat dissipation. The overall result is less heat build up and a long service life.

Parking Brake. The secondary parking brake is dry disc, spring applied and oil released. It is mounted on the transmission transfer gear output shaft for manual operation.

Electronic Monitoring System.

EMS-III monitors the parking brake and alerts the operator if the brake is engaged.

Wheels and Tips

The Cat 836H Landfill Compactor offers excellent traction, productivity and high compaction.

Extending the life of your current site through increased compaction can be a cost-effective alternative to new site development.

Cat 836H Landfill Compactor.

This machine is available in a combination of wheel tip designs to provide productive and efficient compaction in landfill applications.



Long-Life Weld-on Plus Tips with Extended Abrasion-Resistant Material (ARM). The exclusive plus-shaped tip design provides superior compaction densities, excellent traction and sidehill stability on sloped material. The widely-spaced tip pattern is engineered to require fewer tips than competitors and results in less plugging, lower replacement cost and maximum compaction. Each tip contains more wear material than competitive tips.

- Proven exceptional compaction
- Caterpillar guarantees 10,000 hours or four years wear life
- Lower replacement cost
- Plus Tips offer the lowest cost per hour of any compactor tips in the industry



Self-Cleaning Chopper Wheels (Optional). The chopper wheel option is designed to deliver maximum compaction and traction in landfill work.

- Aggressive chopping action is provided by 28 blades per wheel
- Heat-treated DH-2, Abrasion-Resistant Material steel blades provide longer wear
- Staggered-chevron blade arrangement evenly distributes chopping coverage and blade center gussets help assure maximum refuse demolition
- Blades are mounted differently on front and rear wheels to maximize chopping and compaction in both forward and reverse

Smooth Wheel Option. If our tip selection does not meet your needs, consider Cat smooth steel wheels. This option ensures that no matter what landfill tip you prefer, you get Cat wheels built to our stringent specifications. Our manufacturing and research engineers work together to design, build and test a complete power train system. The wheels, a critical component to the total system, are manufactured in the same facility as our landfill compactors. This ensures the entire system is complemented by each component. Altering critical components can compromise our power train system that is designed for peak performance. If an off-the-shelf manufacturer's wheels are installed that do not meet our design specifications and do not balance the load over our final drives, bearing life could be reduced substantially and cause premature wear out of other components, resulting in unnecessary downtime. This situation runs contrary to the Caterpillar goal to keep our customers operating with maximum productivity, performance and compaction. This option also allows our standard axle guard system to work with the components for which it was designed.

Hydraulics

Well-balanced hydraulics deliver precise low-effort control and trouble-free operation.

Electro-Hydraulic Control System.

The revolutionary electro-hydraulic control system provides low-effort fingertip control. The floor-mounted control pod lever sends electrical signals to a pilot valve mounted on the front frame. This moves the sound, heat and effort caused by a hydraulic valve out of the operator's station.

Lift Lines. Lift lines are in a higher location where damage from debris is less likely.

Assist or STIC Steering. Innovatively designed Assist or STIC steering offer a mechanical feedback system and a redesigned valve ratio that provide quarter-turn wheel or side-to-side STIC steering. Unlike systems that rely on steering wheel velocity to activate steering cylinders, this system directly links steering wheel or STIC position to articulation angle. This provides:

- Precise control
- Quicker response
- Dramatically reduced operator motion and effort



Automatic Blade Positioning (ABP).

The patented ABP system is intended to lower fatigue, increase comfort and make the operator more productive.

It mimics manual functions by automatically lowering the blade when the machine is shifted forward and raising it in reverse. The set points to where the blade raises and lowers can be easily changed from inside the cab. Additionally, a kick-out feature allows the operator to raise/lower the blade without having to hold the joystick in place. The operator always maintains full control of the blade during this cycle.

Reversing Demand Fan. The speed controlled, hydraulic, reversing, demand fan provides maximum cooling efficiency.

Operator Controls

A revolutionary way to operate with easy-to-use, low-effort controls.



The 836H benefits significantly from the dramatic reduction in operator motion effort provided by Assist or STIC steering and hydraulic blade controls. These features make the 836H the easiest to operate machine in its size class.

Assist Steering. With assist steering, steering and transmission controls are operated with one hand. Unlike traditional steering, which rotates more than one full turn, the assist steering wheel rotates approximately 50 degrees in both directions. The tilt and telescoping steering column help fit the machine to the operator.



Optional STIC Steering System.

The revolutionary STIC system integrates steering and transmission into a single controller. Simple side-to-side motions of the operator's left arm turn the machine right or left.

Transmission Shifting. Forward, neutral or reverse shifting is controlled by the operator's fingers, and gear selection is controlled by the operator's thumb.

Reduced Effort. Using the STIC system reduces effort by producing a fluid motion which allows the operator to work the machine for long periods with little or no fatigue.

Electro-Hydraulic Blade Controls.

The floor-mounted blade controls are adjustable fore and aft, with a height-adjustable armrest so operators of any size can find a comfortable operating position. A single lever control allows the operator to control blade functions.

Serviceability

Keep your machine up and running with easy-to-perform daily maintenance.

Swing-Out Radiator Fan. The swing-out radiator fan provides for easy access to the radiator cores for easy cleaning and/or inspection.

Next Generation Modular Radiator. Maintenance is simple on the NGMR since it is isolated from the engine compartment and does not have a top tank to remove.



Service Access. Scheduled maintenance points are well within reach and the transmission (ECPC) remote pressure taps are now located behind the cab, under the platform door for easy access.

Swing-Out Doors. Both sides of the engine compartment have swing-out doors that provide easy access to the engine oil dipstick and filler spout, S•O•SSM port, fuel filters, engine oil filters, alternator, starting receptacle, air filter service indicator and ether starting aid. The disconnect switch and diagnostic connector are located in rear platform.

Cab Support Bracket. The cab support bracket provided with every machine improves access under the cab. It is conveniently stored behind the cab.



Optional Swing-Out Stairways. Swing-out stairways provide easy inspection of rear axle components and access to engine compartment.

Electronic Monitoring System. Caterpillar Monitoring System notifies the operator and service technician of potential problems and logs events.

U-Joints and Slip Shaft. Permanently lubricated u-joints and slip shaft reduce the amount of time required for servicing.

Lube Points. Centralized lube points are accessible from ground level for quicker and easier service.

Operator Station

Comfort and control – a top quality operator station will help maximize productivity.



Excellent Viewing Area.

- Extended windows open the operator's view for exceptional forward and peripheral viewing
- Bonded glass in the front window eliminates distracting metal frames for improved operator viewing to the blade
- Downsloped hood improves rearward viewing by allowing the operator to see objects closer to the machine

Optional Rubber Mounted Glass Cab.

The rubber mounted glass cab facilitates quick window replacement when broken glass is a problem.

Internal ROPS. The viewing area is greater with the internal ROPS.

Left Foot Pedal. The left foot pedal operates the Impeller Clutch Torque Converter.

Cat Comfort Series Seat. The six-way adjustable seat, with retractable seatbelt, offers operator comfort and support. The seat cushions reduce the pressure on the lower back and thighs, while allowing freer arm and leg movement. Air suspension adds to the overall comfort level for a smooth ride over rough terrain.

Throttle Lock. The operator can preset the engine speed and remove his foot from accelerator pedal while maintaining constant power with throttle lock. It can be deactivated by pressing the brake pedal.



Caterpillar Monitoring System.

The Caterpillar Monitoring System provides gauges, tachometer, speedometer and a three-level warning for full-time monitoring of key functions. The system alerts the operator of immediate or impending problems with engine oil pressure, brake oil pressure, charging system, parking brake, hydraulic oil level, transmission filter and low fuel.

Control Switches. Rocker and rotary switches for heat, air conditioning and lights are located above the right door.

Armrests and Controls. Floor-mounted armrests and controls contribute to seat durability and add to control stability.

Ventilation. Better airflow is directed to the operator and windows through 12 louvered vents, including two on each door post.

Complete Customer Support

Cat dealer services help you operate longer with lower costs.



Machine Selection. Customers should make detailed comparisons of the machines under consideration before buying. Cat dealers can give precise answers to these questions: How long do components last? What is the cost of preventive maintenance? What is the true cost of lost production?

Purchase. Look past initial price. Consider the financing options available as well as day-to-day operating costs. This is also the time to look at dealer services that can be included in the cost of the machine to yield lower equipment owning and operating costs over the long run.

Customer Support Agreements.

Cat dealers offer a variety of product support agreements and work with their customers to develop a plan that best meets specific needs. These plans can cover the entire machine, including work tools, to help protect the customer's investment.

Product Support. You will find nearly all parts at a Cat dealer parts counter. Cat dealers utilize a world-wide computer network to find in-stock parts to minimize machine down time. Save money with remanufactured parts. You receive the same warranty and reliability as new products at cost savings of 40 percent to 70 percent.

Operation. Improving operating techniques can boost your profits. Cat dealers have training videotapes, literature and other ideas to help you increase productivity.

Maintenance Services. More and more equipment buyers are planning for effective maintenance before buying equipment. Choose from a Cat dealer's wide range of maintenance services at the time of purchase. Repair option programs guarantee the cost of repairs up front. Diagnostic programs such as S·O·SSM Fluids Analysis and Technical Analysis help avoid unscheduled repairs.

Replacement. Repair, rebuild or replace? Cat dealers can help evaluate the cost involved so you can make the right choice.

Engine

Engine Model	Cat C18 diesel with ACERT Technology	
Direct Drive – Gross Power	390 kW	523 hp
Direct Drive – Flywheel Power	349 kW	468 hp
Converter Drive – Gross Power	413 kW	554 hp
Converter Drive – Flywheel Power	372 kW	499 hp
Direct Drive – Torque Rise	37 %	
Converter Drive – Torque Rise	36 %	
Bore	145 mm	5.71 in
Stroke	183 mm	7.2 in
Displacement	18.1 L	1,104.53 in ³

Transmission

Direct Drive – Forward 1	6.1 kph	3.8 mph
Direct Drive – Forward 2	10.9 kph	6.8 mph
Direct Drive – Reverse 1	6.4 kph	4 mph
Direct Drive – Reverse 2	11.4 kph	7.1 mph
Converter Drive – Forward 1	5.8 kph	3.6 mph
Converter Drive – Forward 2	10.3 kph	6.4 mph
Converter Drive – Reverse 1	6.1 kph	3.8 mph
Converter Drive – Reverse 2	10.8 kph	6.7 mph

Hydraulic System

Relief Valve Setting	24 100 kPa	3,495.41 psi
Lift Cylinder Bore × Stroke	139.75 mm × 1021 mm	5.5 in × 40.2 in

Axles

Front	Planetary-Fixed
Oscillating Rear	±6°

Wheels – Plus Tip Teeth with Abrasion Resistant Material (ARM)

Drum Width	1400 mm	4.59 ft
Drum Diameter	1720 mm	5.64 ft
Diameter with Tips	2050 mm	6.73 ft
Tips per Wheel	35	

Service Refill Capacities

Fuel Tank	793 L	209.49 gal
Cooling System	107 L	28.27 gal
Crankcase	60 L	15.85 gal
Transmission	83 L	21.93 gal
Differentials and Final Drives – Front	186 L	49.14 gal
Differentials and Final Drives – Rear	190 L	50.19 gal
Hydraulic Tank	137 L	36.19 gal

Weights

Operating Weight	53 682 kg	118,348 lb
------------------	-----------	------------

Sound Performance

Standards	Meets ANSI/SAE and ISO standards
-----------	----------------------------------

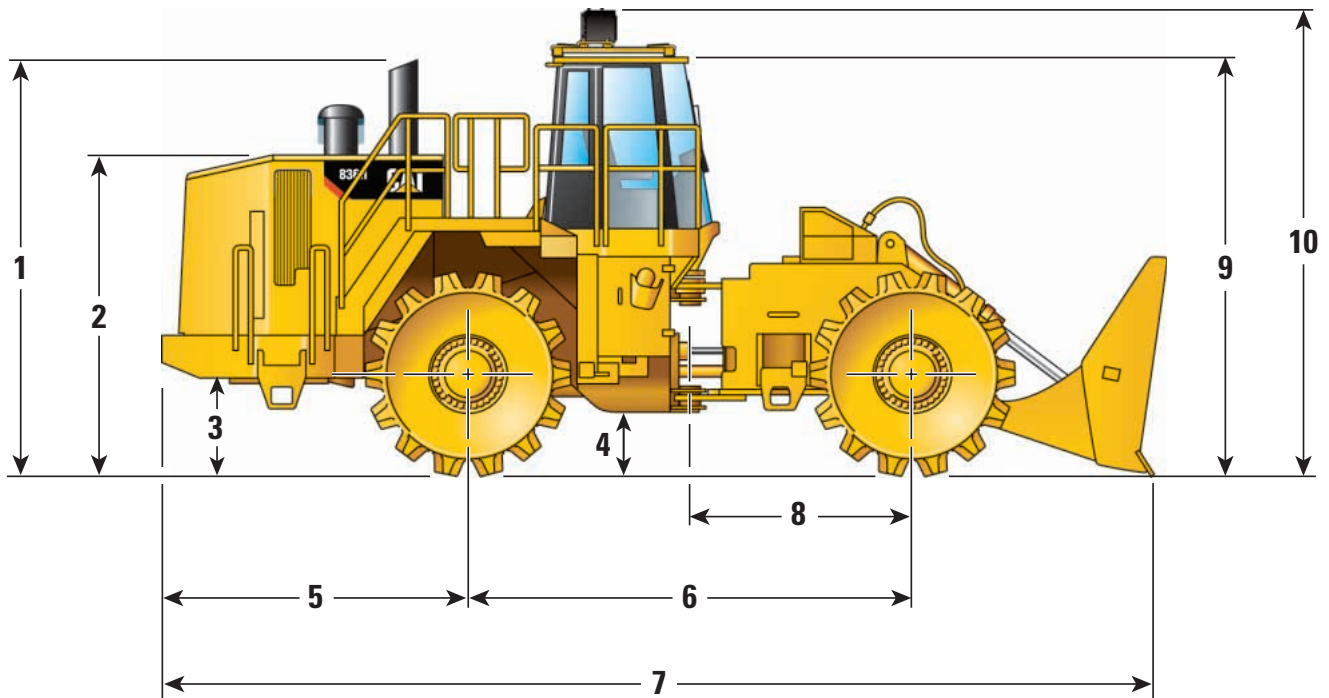
- The operator sound exposure Leq (equivalent sound pressure level) measured according to the work cycle procedures specified in ANSI/SAE J1166 OCT98 is 77 dB(A), for the cab offered by Caterpillar, when properly installed and maintained and tested with the doors and windows closed.
- Hearing protection may be needed when operating with an open operator station and cab (when not properly maintained or doors/windows open) for extended periods or in noisy environment.
- The exterior sound pressure level for the standard machine measured at a distance of 15 m (49.2 ft) according to the test procedures specified in SAE J88 JUN86, mid-gear-moving operation is 82 dB(A).
- The sound power level for the following configurations when measured according to the static test procedure and conditions specified in ISO 6393:1998 are:
Standard machine 114 dB(A)
Optional sound suppressed 111 dB(A)

Dimensions

Width over Wheels	4280 mm	14 ft
-------------------	---------	-------

Dimensions

All dimensions are approximate.



1	Height to Top of Exhaust Pipe	4157 mm	13.64 ft
2	Height to Top of Hood	3201 mm	10.5 ft
3	Ground Clearance to Bumper	1025 mm	3.36 ft
4	Ground Clearance	593 mm	1.95 ft
5	Center Line of Rear Axle to Edge of Counterweight	3132 mm	10.28 ft
6	Wheelbase	4550 mm	14.93 ft

7	Length with Blade on Ground	10 182 mm	33.41 ft
8	Hitch to Center Line of Front Axle	2275 mm	7.46 ft
9	Height to ROPS/canopy	4156 mm	13.64 ft
10	Height to Top of Cab with A/C	4549 mm	14.92 ft

Blades

	Straight Blade	U-Blade	Semi U-Blade
Width over end bits	5193 mm (17.0 ft)	5273 mm (17.3 ft)	5308.6 mm (17.41 ft)
Height	2222 mm (7.29 ft)	2215 mm (7.27 ft)	2215 mm (7.27 ft)
Lift speed at rated rpm	364 mm/sec (1.33 ft/sec)	364 mm/sec (1.33 ft/sec)	364 mm/sec (1.33 ft/sec)
Cutting edges, reversible:			
Length, each end section (3 edges)	1408.2 mm (4.62 ft)	817 mm (2.68 ft)	816.6 mm (2.66 ft)
Length, each end section (2 edges)	—	990 mm (3.25 ft)	988 mm (3.25 ft)
Width × thickness	254 mm × 25 mm (10 in × 1 in)	254 mm × 25 mm (10 in × 1 in)	254 mm × 25 mm (10 in × 1 in)
End bits (2), self-sharpening:			
Length, each	472 mm (1.55 ft)	Right 472 mm (1.55 ft) Left 432 mm (1.42 ft)	Right 472 mm (1.55 ft) Left 472 mm (1.55 ft)
Width × thickness	254 mm × 25 mm (10 in × 1 in)	254 mm × 25 mm (10 in × 1 in)	254 mm × 25 mm (10 in × 1 in)
Capacity, rated	19.8 m ³ (25.9 yd ³)	25.8 m ³ (33.75 yd ³)	22.4 m ³ (29.3 yd ³)
Turning radius outside corner of blade	8737 mm (28.66 ft)	8795 mm (28.85 ft)	8823 (28.94 ft)

NOTE: See your Cat dealer for other blade options.

Standard Equipment

Standard equipment may vary. Consult your Caterpillar dealer for details.

ELECTRICAL

- Alternator, 100-amp
- Backup alarm
- Batteries, maintenance-free
- Electric starter (heavy-duty)
- Lighting system, halogen (front and rear)
- Master disconnect, lockable
- Starting receptacle for emergency starting

OPERATOR ENVIRONMENT

- Air conditioner (roof-mounted)
- Blade system lock
- Cab, ROPS, sound suppressed, pressurized
- Cigar lighter, 12-volt
- Dome lights (cab)
- Electro-hydraulic blade controls
- Electronic Monitoring System III instrumentation
 - Gauges
 - Engine coolant temperature
 - Hydraulic oil temperature
 - Transmission temperature
 - Fuel level
 - Speedometer/tachometer
 - Warning Indicators
 - Brake oil pressure
 - Electrical system, low voltage
 - Engine intake/combustion air temperature
 - Engine oil pressure
 - Engine overspeed
 - Fuel pressure
 - Hydraulic oil filter status
 - Parking brake status
 - Transmission filter status
- Gear selection display
- Heater/defroster
- Horn, electric
- Hour meter display, electric
- Power port, 12 volt
- Radio-ready cab, entertainment or two-way (antenna, speakers and converter included)
- Rearview mirrors (exterior-mounted)
- Seat, Cat Comfort, air suspension
- Seatbelt, retractable
- Steering, Assist (wheel), pilot operated
- Throttle lock
- Wet-arm wiper/washers (front and rear)

POWER TRAIN

- Brakes, full hydraulic, enclosed, wet, multiple-disc (front)
- Demand fan, hydraulically-drive, automatically reversible (swing-out)
- Differentials, No-SPIN (front)
- Engine, Cat C18 MEUI with ACERT Technology
- Engine air intake precleaner
- Fuel priming aid (ether)
- Fuel priming pump, electric
- Muffler (under hood)
- Radiator, Next Generation Modular (NGMR)
- Remote electronic clutch pressure control pressure taps
- Torque converter, impeller clutch with lockup control system
- Transmission neutralizer on/off switch
- Transmission, planetary power shift with 2F/2R speed range control

OTHER STANDARD EQUIPMENT

- Automatic Blade Position
- Axle guards (front and rear)
- Drawbar hitch with pin
- Engine, crankcase, 500-hour interval with CH-4 oil
- Engine enclosures, locking
- Guards, crankcase and power train, electrically-actuated
- Hydraulic oil cooler
- Landfill guard package
- Stairways, fixed left and right (rear access)
- Striker bars
- Vandalism protection caplocks

WHEELS

- 1397 mm (55 in), long-life, weld-on Plus tips with seven wear bars on inside wheel disc

Optional Equipment

Optional equipment may vary. Consult your Caterpillar dealer for details.

Bulldozer Arrangement

- Straight blade
- U-blade
- Semi-U blade
- Cab, rubber-mounted glass
- Cleaner bars, front and rear (fingers between Plus Tips)
- Computer Aided Earthmoving System (CAES) ready
- Differentials, No-SPIN (rear)
- Fast Fill System
 - Fuel
 - Oil
- Filtration, case drain
- Heater, engine coolant
- Lighting, HID
- Mirror, inside (panoramic)
- Product Link

Sound suppression

- Sound suppression package is available but levels have not been tested at time of printing.
- Stairway, swing, left and right
- STIC steering
- Trash resistant cooling system
- Turbine precleaner
- Visor, front
- Wheels
 - Smooth
 - Chopper blades
 - Rim extensions (for axle guards)
 - Various wheels, see Price List
- Wiper, intermittent rear

Notes

836H Landfill Compactor

For more complete information on Cat products, dealer services,
and industry solutions, visit us on the web at www.cat.com

© 2006 Caterpillar
All Rights Reserved
Printed in U.S.A.

Materials and specifications are subject to change without notice.
Featured machines in photos may include additional equipment.
See your Caterpillar dealer for available options.

CAT, CATERPILLAR, their respective logos, ACERT, "Caterpillar Yellow" and the
POWER EDGE trade dress, as well as corporate and product identity used herein,
are trademarks of Caterpillar and may not be used without permission.

AEHQ5629-03 (12-06)

Replaces AEHQ5629-02

CATERPILLAR[®]