


980

WHEEL LOADER



Engine Maximum Power
Operating Weight

313 kW (420 hp)
30 344 kg (66,877 lb)

Meets U.S. EPA Tier 4 Final, EU Stage V, Korea Tier 4 Final, and Japan 2014 emission standards.

CAT[®]

CAT[®] 980

SUPERIOR TECHNOLOGY.
INCREASED PRODUCTIVITY.

The Cat[®] 980 Wheel Loader brings premium performance with simple-to-use technologies as a standard offering, boosting operator efficiencies and delivering increased productivity. Improved performance, reliability, durability, and versatility result in a machine that is better built to meet your needs.



WHEEL LOADERS MADE FOR MORE

Cat wheel loaders were built with efficiency in mind, offering you the best in:

- + RELIABILITY
- + DURABILITY
- + PRODUCTIVITY
- + FUEL EFFICIENCY
- + TECHNOLOGY
- + VERSATILITY

Experience higher performance while reducing costs and fuel consumption with Cat wheel loaders.



UP TO 20% LOWER MAINTENANCE COSTS*

Save time and money with extended maintenance intervals and remote troubleshooting and flash capability. Get a better view of maintenance points with the optional under-hood service light system.

SMART MACHINE FOR EFFICIENT OPERATION

Integrated Cat technologies like Cat Payload with Assist and on-board job aids make machine operation easier, so your jobsite is more efficient.

UP TO 10% MORE PRODUCTIVITY*

New Autodig with Auto Set Tires offers automated loading, consistent high fill factors, and reduced tire wear, while Cat Payload with Assist helps you load to target every time to boost productivity.

MAXIMIZE EFFICIENCY RIGHT FROM THE CAB

Cat wheel loaders feature integrated technologies that help make your operation more efficient.

CAT PAYLOAD WITH ASSIST

- + Achieve precise load targets every time
- + Track daily production

AUTODIG WITH AUTO SET TIRES

- + Boost productivity with automated loading
- + Reduce tire wear

JOB AIDS

- + Make machine operation easier



A MORE EFFICIENT JOBSITE MEANS
MORE PROFIT IN EVERY LOAD.

*Compared to 980M.

RELIABLE, PROVEN COMPONENTS & TECHNOLOGY

Staying ahead of the competition, Caterpillar offers a wide variety of cutting-edge technologies to get the job done quickly and easily with outstanding accuracy.



COMPONENTS YOU CAN COUNT ON

Every machine is equipped with a combination of proven electronic, hydraulic, cooling, and power train systems. Amplify your efficiency with better traction and enhanced work tools, delivering continuous productivity for your machine. Reliable fuel systems boost machine performance and fuel economy, lowering your overall costs and fuel consumption. You can rely on our components to save you time, money, and effort.



PRODUCTIVE RESULTS

WORK SMART AND MOVE MORE

ON-BOARD JOB AIDS

Job Aids help make machine operation easier, while also allowing your operators improve and optimize their skills on the jobsite.

POWERSHIFT TRANSMISSION

Featuring a lock-up clutch torque converter, our power trains deliver smooth shifting, fast acceleration, and speed on grade, amplifying your performance and fuel efficiency.

OPTIMIZED RIDE CONTROL SYSTEM

Dual accumulator system enables a better ride in loaded and unloaded situations. It improves smoothness over rough terrain, increasing confidence and efficiency and ensuring excellent material retention.

PERFORMANCE SERIES BUCKETS

Easy-to-load Performance Series Buckets improve material retention and reduce dig times, significantly improving productivity and fuel efficiency, resulting in unsurpassed production capabilities with increased fill factors – ranging from 100% to 115%.

BETTER TRACTION

New Autodig with Auto Set Tires for consistent high bucket fill factors delivers up to 10% more productivity compared to previous model. Optional limited slip differentials increase traction in slippery conditions.

AGGREGATE HANDLER

Aggregate packages are specialized offerings for loose aggregate rehandling applications. Payloads can be increased above other applications by installing larger buckets and counterweights in compliance with Caterpillar payload policy.

THE RIGHT MIX OF FEATURES

Fine-tuned for the right applications:

- + BETTER FUEL ECONOMY, MAXIMIZED UPTIME, AND LOWER MAINTENANCE COSTS
- + HIGH POWER AND PERFORMANCE ACROSS A VARIETY OF APPLICATIONS
- + ENHANCED RELIABILITY THROUGH COMMONALITY AND SIMPLICITY OF DESIGN
- + WORLD-CLASS SUPPORT FROM THE CAT DEALER NETWORK
- + DURABLE DESIGNS WITH LONG LIFE TO OVERHAUL



ENHANCED POWER TRAIN

Our power trains come standard with a lock-up clutch transmission, matching the engine power to increase fuel efficiency while delivering optimal performance.



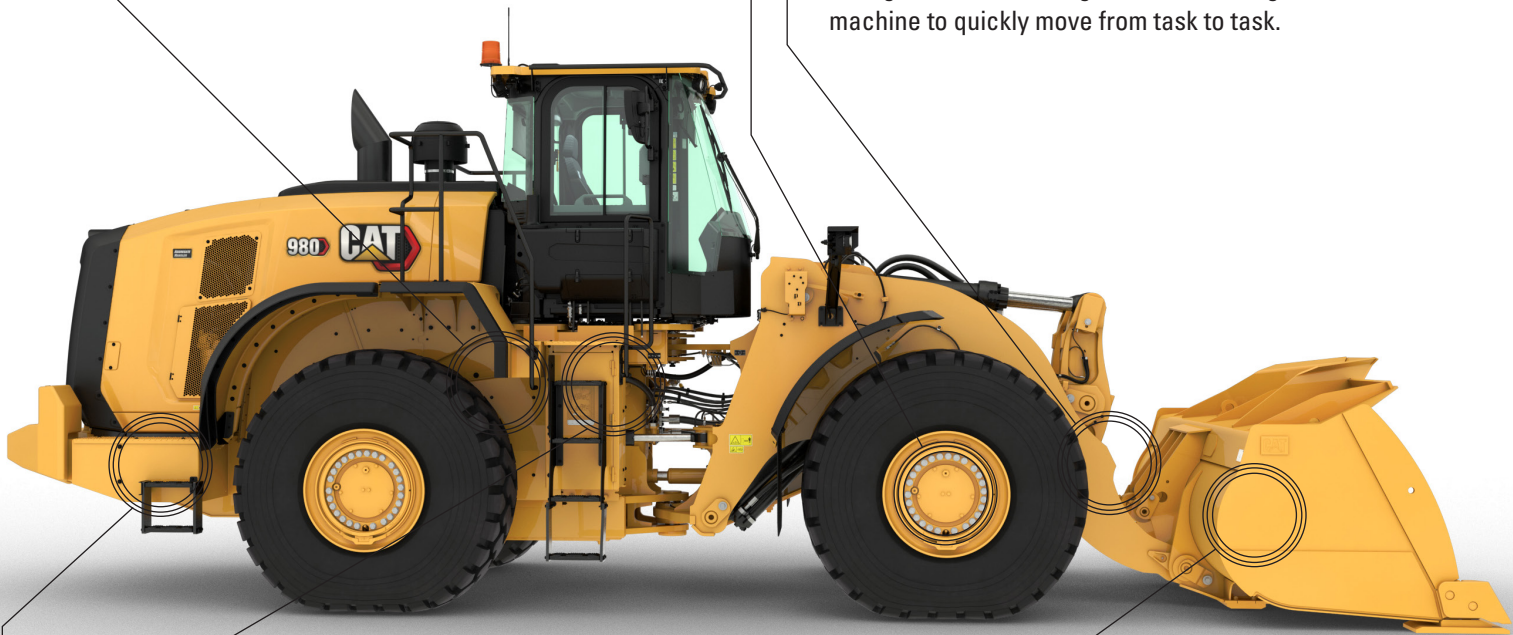
DURABLE AXLES

Axles are designed to handle your most extreme applications. The rear axle oscillates to ± 13 degrees for excellent stability and traction on even the roughest terrain.



QUICK COUPLERS AND WORK TOOLS

For versatility, buckets and components can be changed without leaving the cab, allowing the machine to quickly move from task to task.



OPTIMIZED HYDRAULICS

Our hydraulic systems come equipped with a mono-block main hydraulic valve. This design reduces weight while decreasing leak points by 40%.



DURABLE FRAMES

The robotically welded two-piece structural frame absorbs impact associated with excavation and loading, while the hitch system provides high bearing force capacity.



EXTENSIVE RANGE OF ATTACHMENTS

Do more jobs with one machine. An extensive range of work tools and bucket styles are available to optimize these machines for your operation.

SMART MACHINE FOR EFFICIENT OPERATION

INNOVATIVE CAT TECHNOLOGIES



Your machine comes equipped with innovative Cat technologies that give you the edge. Operators of all experience levels will dig and load with more confidence, speed, and accuracy. The result? Better productivity and lower costs.



CAT PAYLOAD* WITH ASSIST

Cat Payload technology delivers precise bucket load information with on-the-go weighing, which helps prevent over- or underloading. The low lift weigh and manual tip-off functions optimize the final bucket process and maximize efficiency.



CAT ADVANCED PAYLOAD* WITH ASSIST

The optional advanced system adds features like list management. It also includes tip-off-assist, which automatizes the final bucket load adjust process. With multi-task mode, the operator can track two loading processes. The advanced platform is also ready for Dispatch for Loading, integrating the loader into the scale house process (requires compatible third-party scale house software and subscription).



DETECT

Rearview camera is standard. This system can be enhanced with an additional display dedicated to the rearview camera as well as for a Multiview (360 degree) system. To complete the Cat Detect offerings, the machines can be equipped with a rear radar system, which features speed-sensitive alerts and smart floor-plane recognition to avoid annoyance.



CAT PRODUCTIVITY

A Cat Productivity subscription provides comprehensive, actionable information to help you manage and improve the productivity and profitability of your operations.

*Not legal for trade.

REAL-TIME INFORMATION FROM CAT LINK TAKES THE GUESSWORK OUT OF MANAGING YOUR EQUIPMENT

Cat Link technologies work together to put equipment information at your fingertips. Get real-time access to information on every machine in your fleet on any jobsite – no matter the size of the operation or the brands of equipment you run.



PRODUCT LINK™

Product Link collects data automatically and accurately from your assets. Information such as location, hours, fuel usage, idle time, maintenance alerts, diagnostic codes, and machine health can be viewed online through web and mobile applications.



VISIONLINK®

Access information anytime, anywhere with VisionLink and use it to make informed decisions that boost productivity, lower costs, simplify maintenance, and improve safety and security on your jobsite. With different subscription level options, your Cat dealer can help you configure exactly what you need to connect your fleet and manage your business without paying for extras you don't want. Subscriptions are available with cellular or satellite reporting (or both).



REMOTE SERVICES

The Cat App helps you manage your assets – at any time – right from your smartphone. See fleet location and hours, get critical required maintenance alerts, and even request service from your local Cat dealer.

- + **Remote Troubleshoot** can connect the machine to the dealer service department to help diagnose problems quickly so you can get back to work.
- + **Remote Flash** – get software updates sent to your machine remotely.
- + **Operator ID** lets you track machine operation by individual operator using the main display and Product Link.

SUPERIOR FUEL EFFICIENCY



ENGINE AND EMISSIONS

High power density and fuel efficiency set our engines apart. Certified to meet emission standards, our engines feature Cat electronics, fuel injection, and air-management systems.

ADVANCED SYSTEM INTEGRATION

Lower fuel consumption is the result of advanced system integration of the engine and emissions system, power train, hydraulic system, and cooling system.

POWER MODES

Operating the machine in the standard power mode will assure the best efficiency results in most applications. Using the available HP+ mode will not significantly increase the machine's digging capability but will allow higher speeds on grades in Load & Carry.

PROVEN FUEL SYSTEM

The HEUI™ fuel systems boost performance and reduce soot for the engine. Cat injection timing regulates the fuel injection process through a series of timed microbursts, providing more control of combustion for the cleanest, most efficient fuel burn.

AFTERTREATMENT TECHNOLOGIES

The Cat Clean Emissions Module delivers the performance and efficiency that customers demand, while meeting emission standards. It is completely automatic and does not interrupt the machine's work cycle.

WORK IN COMFORT

IN THE ALL-NEW CAB

The cab is designed to maximize comfort and productivity, offering a quieter, more spacious operating environment and intuitive controls to help reduce the fatigue, stresses, sounds, and temperatures of a demanding job.



CAB ACCESS

Inclined steps, large opening door, remote door opener, and convenient grab handles ease accessibility to the operating space.



OPERATOR ID

Secure machine usage with dedicated Operator IDs. Machine settings are saved separately, increasing shift change efficiency. Unlock the machine using Passcode or optional Bluetooth® key.



GREATER VISIBILITY

Extended windows enhance visibility while convex and spot mirrors extend the driver's view on the sides and rear.



ADVANCED SEAT & MORE LEGROOM

The next generation of operator comfort includes increased legroom and an easily adjustable seat with updated styling and an enhanced suspension system. It comes in three trim levels and can be equipped with a dealer-installed 4-point harness.



NOISE REDUCTION

Sound-suppression, seals, and viscous cab mounts decrease noise for a quieter work environment.



JOYSTICK STEERING

The seat-mounted electro-hydraulic joystick steering system provides precision control and dramatically reduces arm fatigue, resulting in excellent comfort and accuracy. A conventional HMU steering wheel is also available in many regions.

SIMPLE CONTROLS AT YOUR FINGERTIPS

TOUCHSCREEN DISPLAY

The easy and intuitive interface lets the operator work with confidence and efficiency. It includes Operator ID, machine settings, Job Aids, help functions, security, rear-vision camera, and integrated Cat Payload with Assist.



CENTRAL DISPLAY

Featuring easy-to-read analog gauges and LED indicators that allow the operator to quickly monitor critical machine health parameters.

A large text box displays the Cat Payload information as well as gear selection, machine travel speed, time, and hour meter.



KEYPADS

Easy-to-reach backlit keypads on the implement control pod and the A-post provide instant access to many functions and settings. Only active buttons or functions are illuminated, making it very intuitive for the operator.





REDUCED MAINTENANCE TIME AND COSTS BY
UP TO 20%*

Cat wheel loaders are easy to maintain and service, eliminating any potential waste of time or money. Major components are rebuildable, giving the machine a second life, and often a third life.


KEY FEATURES SAVING YOU TIME, MONEY, AND ENERGY:

- + Convenient access to hydraulic and electrical service centers for easy and safe servicing.
- + Remote Troubleshoot can connect the machine to the dealer service department to help diagnose problems quickly so you can get back to work.
- + Remote Flash works around your schedule to ensure your machine's software is up to date for optimal performance.
- + Integrated Autolube extends component and service life.
- + One-piece tilting hood makes engine compartment access fast and easy.

*Parts and fluids only

**FEWER FILTERS
 MEANS LESS
 MAINTENANCE**

65 THE 980 USES 65 FEWER FILTERS OVER 10,000 HOURS COMPARED TO THE 980M.



DO MORE JOBS

VERSATILE ATTACHMENTS AND COUPLERS

For worksites that demand more, you need a wheel loader that is purpose-built for the job. Cat work tools are engineered to handle all of your specific application needs.



STANDARD Z-BAR LINKAGE

The proven Z-bar linkage combines digging efficiency with sharp visibility, resulting in excellent excavation, high breakout forces, and superior production capabilities.

QUICK COUPLERS AND WORK TOOL ATTACHMENTS

A wheel loader equipped with a Cat Fusion™ quick coupler system is a much more versatile machine. Buckets and work tools can be changed without leaving the cab – allowing the machine to quickly move from task to task. Consult your local dealer for availability of a variety of specialty buckets and forks.

PERFORMANCE SERIES BUCKETS

Performance Series Buckets use a system-based approach to balance bucket shape with the machine's lift and tilt capacity, weight, and linkage. A variety of work tools and bucket styles are available for a range of applications, including general purpose, flat floor, heavy duty rock, and coal-style buckets.

- + Easy loading
- + Fuel efficient
- + Carry more
- + Lower operating costs
- + Higher productivity

HIGH LIFT LINKAGE

The optional high lift linkage offers increased hinge pin height to load more easily in a variety of applications with any type of bucket or fork.

PURPOSE-BUILT SPECIALTY CONFIGURATIONS

Maximize your wheel loader's performance and durability in the toughest applications with application-specific arrangements direct from the factory.

Scrap and waste models – guarding and reinforcement protect components when working in transfer stations, recycling depots, scrap yards, and demolition sites.

Forestry model – increases lift and tilt capacities for efficiency and productive log and chip handling in paper, pellet, and sawmills.

Steel mill model – designed for the challenging work environment of steel mills and slag handling applications.

Block handler model – built with the strength and stability to get the work done in block quarries.

TECHNICAL SPECIFICATIONS

See cat.com for complete specifications.

ENGINE			
Engine Model	Cat C13		
Engine Power @ 1,700 rpm – ISO 14396:2002	313 kW	420 hp	
Gross Power @ 1,700 rpm – SAE J1995:2014	317 kW	425 hp	
Net Power @ 1,700 rpm – ISO 9249:2007, SAE J1349:2011	293 kW	393 hp	
Engine Torque @ 1,200 rpm – ISO 14396:2002	2185 N·m	1,612 lbf·ft	
Gross Torque @ 1,200 rpm – SAE J1995:2014	2206 N·m	1,627 lbf·ft	
Net Torque @ 1,100 rpm – ISO 9249:2007, SAE J1349:2011	2086 N·m	1,539 lbf·ft	
Displacement	12.5 L		

- Cat engine meets U.S. EPA Tier 4 Final, EU Stage V, Korea Tier 4 Final, and Japan 2014 emission standards.
- The net power advertised is the power available at the flywheel when the engine is equipped with fan, alternator, air cleaner, and aftertreatment.

WEIGHTS		
Operating Weight	30 344 kg	66,877 lb

- Weight based on a machine configuration with Bridgestone 29.5R25 VSNT L4 radial tires, full fluids, operator, standard counterweight, ride control cold start, roading fenders, Product Link, open differential axles (front/rear), secondary steering, sound suppression, and a 5.4 m³ (7.1 yd³) general purpose bucket with BOCE.

BUCKET CAPACITIES			
Bucket Range	4.0- 14.5 m ³	5.25- 19.0 yd ³	

TRANSMISSION					
Forward 1	6.9 km/h	4.3 mph	Reverse 1	7.8 km/h	4.8 mph
Forward 2	13.3 km/h	8.3 mph	Reverse 2	15.2 km/h	9.4 mph
Forward 3	23.5 km/h	14.6 mph	Reverse 3	26.9 km/h	16.7 mph
Forward 4	39.5 km/h	24.5 mph	Reverse 4	39.5 km/h	24.5 mph

- Maximum travel speed in standard vehicle with empty bucket and standard L4 tires with 935 mm (37 in) roll radius.

SOUND		
With Cooling Fan Speed at Maximum Value:		
Operator Sound Pressure Level (ISO 6396:2008)	72 dB(A)	
Exterior Sound Power Level (ISO 6395:2008)	112 dB(A)	
Exterior Sound Pressure Level (SAE J88:2013)	78 dB(A)*	

*Distance of 15 m (49.2 ft), moving forward in second gear ratio.

With Cooling Fan Speed at 70% of Maximum Value:**		
Operator Sound Pressure Level (ISO 6396:2008)	72 dB(A)	
Exterior Sound Power Level	109 dB(A)***	

**For machines in European Union countries and in countries that adopt the "EU Directives."

***European Union Directive "2000/14/EC" as amended by "2005/88/EC."

OPERATING SPECIFICATIONS			
Static Tipping Load – Full 40° Turn – with Tire Deflection	19 706 kg	43,432 lb	
Static Tipping Load – Full 40° Turn – No Tire Deflection	20 965 kg	46,208 lb	
Breakout Force	227 kN	51,008 lbf	

- For a machine configuration as defined under "Weight."

- Full compliance to ISO 14397-1:2007 Sections 1 thru 6, which requires 2% verification between calculations and testing.

SERVICE REFILL CAPACITIES		
Fuel Tank	426 L	112.5 gal
DEF Tank	21 L	5.5 gal
Cooling System	52 L	13.7 gal
Crankcase	37 L	9.8 gal
Transmission	77 L	20.3 gal
Differentials and Final Drives – Front	84 L	22.2 gal
Differentials and Final Drives – Rear	84 L	22.2 gal
Hydraulic Tank	153 L	40.4 gal

HYDRAULIC SYSTEM			
Implement System:			
Maximum Pump Output (2,250 rpm)	449 L/min	119 gal/min	
Maximum Operating Pressure	34 300 kPa	4,975 psi	
Hydraulic Cycle Time – Total	10.1 seconds		

DIMENSIONS				
	Standard Lift		High Lift	
Height to Top of Hood	3064 mm	10'1"	3064 mm	10'1"
Height to Top of Exhaust Pipe	3764 mm	12'5"	3764 mm	12'5"
Height to Top of ROPS	3829 mm	12'7"	3829 mm	12'7"
Ground Clearance	456 mm	1'5"	456 mm	1'5"
Center Line of Rear Axle to Edge of Counterweight	2661 mm	8'9"	2661 mm	8'9"
Center Line of Rear Axle to Hitch	1900 mm	6'3"	1900 mm	6'3"
Wheelbase	3800 mm	12'6"	3800 mm	12'6"
Overall Length (without bucket)	8155 mm	26'10"	8355 mm	27'5"
Hinge Pin Height at Maximum Lift	4554 mm	14'11"	4775 mm	15'7"
Hinge Pin Height at Carry	632 mm	2'0"	682 mm	2'2"
Lift Arm Clearance at Maximum Lift	3881 mm	12'8"	4125 mm	13'6"
Rack Back at Maximum Lift	61 degrees		61 degrees	
Rack Back at Carry Height	48 degrees		50 degrees	
Rack Back at Ground	40 degrees		40 degrees	
Width over Tires (Loaded)	3260 mm	10'9"	3260 mm	10'9"
Tread Width	2440 mm	8'0"	2440 mm	8'0"

- All dimensions are approximate and based on machine equipped with 5.4 m³ (7.1 yd³) general purpose bucket with BOCE and Bridgestone 29.5R25 VSNT L4 radial tires.

AIR CONDITIONING SYSTEM	
The air conditioning system on this machine contains the fluorinated greenhouse gas refrigerant R134a (Global Warming Potential = 1430). The system contains 1.6 kg (3.53 lb) of refrigerant which has a CO ₂ equivalent 2.288 metric tonnes (2.522 tons).	

STANDARD & OPTIONAL EQUIPMENT

Standard and optional equipment may vary. Consult your Cat dealer for details.

OPERATOR ENVIRONMENT	STANDARD	OPTIONAL
Cab, pressurized, sound suppression	•	
Door, remote opening system		•
EH implement controls, parking brake	•	
HMU steering wheel		•
Steering, joystick	•	
Entertainment radio		•
CB radio ready		•
Seat, cloth, air suspension	•	
Seat, suede/cloth, air suspension, heated		•
Seat, leather/cloth, air suspension, heated/cooled		•
Touchscreen display	•	
Visibility: mirrors, rear-vision camera	•	
Multiview (360 degree) vision system		•
Cat Detect rear radar system		•
Dedicated rearview screen		•
Mirrors, heated		•
Air conditioner, heater, defroster (auto temp, fan)	•	
Sun visor, front and rear, retractable	•	
Window cleaning standing surface, front	•	
Windows, front, safety laminated rounded glass	•	
Windows, front, heavy duty, or full guards		•
4-point seat belt (kit)		•
Fire extinguisher mount (kit)		•
ON-BOARD TECHNOLOGIES	STANDARD	OPTIONAL
Cat Payload scale	•	
Autodig with Auto Set Tires	•	
Operator ID & machine security	•	
Application Profiles	•	
Job Aids	•	
Controls Help and eOMM	•	
Cat Advanced Payload		•
Cat Payload Printer		•
POWER TRAIN	STANDARD	OPTIONAL
Cat C13 engine	•	
Electric fuel priming pump	•	
Fuel-water separator and secondary fuel filter	•	
Engine, air precleaner	•	
Turbine, air precleaner		•
Radiator, high debris		•
Cooling fan, reversible		•
Axles, open differentials	•	
Axles, limited slip differential(s)		•
Axles, ecology drains, AOC ready, extreme temperature seals		•
Axles, oil cooler		•
Transmission, planetary, automatic powershift	•	
Torque converter with lock-up	•	
Heavy Duty transmission		•

POWER TRAIN (CONTINUED)	STANDARD	OPTIONAL
Service brakes, hydraulic, fully enclosed wet disc, wear indicators	•	
Integrated Braking System (IBS)	•	
Park brake, caliper on front axles, spring applied–pressure released	•	
HYDRAULICS	STANDARD	OPTIONAL
Implement system, load sensing with variable displacement piston pump	•	
Steering system, load sensing with dedicated variable displacement piston pump	•	
Ride control, dual accumulators	•	
3 rd auxiliary function with ride control		•
Oil sampling valves, Cat XT™ hoses	•	
Quick coupler control		•
ELECTRICAL	STANDARD	OPTIONAL
Starting and charging system, 24V	•	
Starter, electric, heavy duty	•	
Cold start, 120V or 240V		•
Lights: halogen, 4 cab work lights, 2 front roading lights with turn signals, 2 rear hood work lights	•	
Lights: LED		•
Warning beacon		•
Reversing strobe lights		•
MONITORING SYSTEM	STANDARD	OPTIONAL
Front dash with analog gauges, LCD display, and warning lights	•	
Primary touchscreen monitor (Cat Payload, quad screens, machine settings & messages)	•	
LINKAGE	STANDARD	OPTIONAL
Standard lift, Z-bar	•	
High lift, Z-bar		•
Kickouts: lift and tilt	•	
ADDITIONAL EQUIPMENT	STANDARD	OPTIONAL
Cat Autolube system		•
Fenders, extensions or roading		•
Guards: power train, crankcase, cab, cylinders, rear		•
Biodegradable hydraulic oil		•
High-speed oil change system		•
Rear egress system		•
Fast fill fuel tank		•
Toolbox		•
Wheel chocks		•
Secondary steering system, electrical ¹		•
SPECIAL CONFIGURATIONS	STANDARD	OPTIONAL
Aggregate handler		•
Waste and scrap		•
Forestry		•
Steel mill		•
Block handler		•

¹ Standard in the EU/UK



オフロード法2014年
基準適合

For more complete information on Cat products, dealer services and industry solutions, visit us on the web at www.cat.com

VisionLink® is a trademark of Trimble Navigation Limited, registered in the United States and in other countries.

Materials and specifications are subject to change without notice. Featured machines in photos may include additional equipment. See your Cat dealer for available options.

© 2021 Caterpillar. All Rights Reserved. CAT, CATERPILLAR, LET'S DO THE WORK, their respective logos, Fusion, XT, Product Link, HEUI, "Caterpillar Corporate Yellow", the "Power Edge" and Cat "Modern Hex" trade dress as well as corporate and product identity used herein, are trademarks of Caterpillar and may not be used without permission.

www.cat.com www.caterpillar.com

AEXQ3202-00
Build Number: 14A
(N Am, Eur, Jpn, Korea)

